


Back to School!

Math & Literacy

Printables



Kindergarten

Contents:

Page 5: All About Me: name, phone number, address, family

Page 6: My Wall of Pictures: Draw pictures of yourself, your family, your teacher, and friends

Page 7: Letters in My Name: Color the letters in your name

Page 8: I Can Write My Name: Write your name with a pencil, highlighter, marker, and crayon

Page 9: Dice Number Sense: Roll a die, write the number, color the number of fingers, and fill in the ten frame

Page 10-12: Back to School Shapes: Color the shape, trace it, and connect the dots to draw it.

Page 13-14: Before and After Pencils: Write the number that comes before and after the given number.

Page 15: Apple Ten Frames: Cut and glue the correct ten frame to the number

Page 16: Playground Subtraction: Use the playground equipment to write a subtraction problem and subtract

Page 17: Playground Addition: Use the playground equipment to write and addition problem and add.

Page 18: Ten Frame Pencil Cups: Fill in the ten frames.

Page 19-20: Counting Supplies: Count the supplies and color the correct number.

Page 21: Number Order Apples: Cut and glue the numbers in order

Page 22: Class Pet Tally Marks: Count the tally marks and cut and glue the correct number.

Page 23-24: Sticky Number Bonds: Complete the bond

Page 25: Bigger Number Books: Color the bigger number

Page 26: Smaller Number Books: Color the Smaller Number



Contents:

Page 27-29: Rhyming Words: Look at the pictures and color the words that rhyme.

Page 30-33: Vowel Sound Books: Stamp the correct vowel sound.

Page 34: Back to School Color by Number

Page 35-37: School Beginning Sounds: Color the pictures that begin with that sound

Page 38: Stuck on Seasons: cut and glue the seasonal pictures in the correct box.

Page 39-51: I Know My Letters: Color the Letter, trace it, find and dab it, and cut and paste the correct sound pictures

Page 52-55: Lowercase Letter Race: Spin the spinner and trace the letter you spin. See which letter makes it to the top first and color the picture.

Page 56-60: I Can Read Sight Words: Color the word, box it up, read the sentences, and trace the word. Words used: you, not, run, for, big

Page 61-62: Playground Sentences: Cut out and arrange the pictures to form a sentence, glue the picture, read the sentence and write the sentence on the lines.

Page 63-64: I Can Write: Trace and finish the sentence using the word bank to help you. Draw a picture of your sentence.



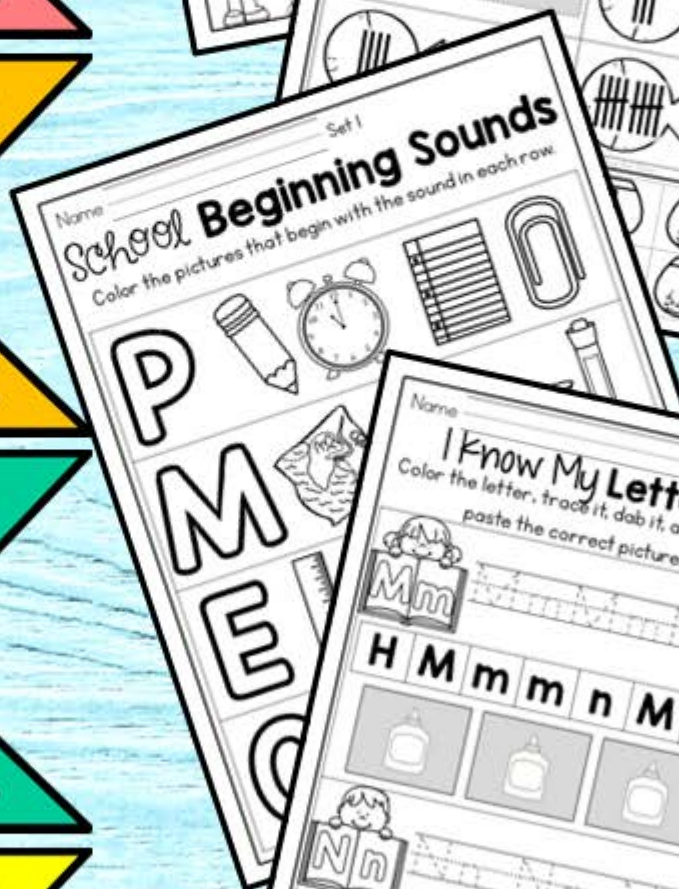

Number
Sense

Literacy

Fine
Motor

Sight
Words

Writing



...and much more!

Number Sense & Place Value

Name _____

Apple Ten Frames

Cut and paste the ten frame to the correct number.

--	--	--	--	--	--

--	--	--	--	--	--

--	--	--	--	--	--

--	--	--	--	--	--

Name _____ Set 1

Before & After Pencils

Write the numbers that come before and after the given number.

Name _____

Playground Addition

Use the pictures to complete the addition problems.

 $3 + 2 = \underline{\quad}$	 $2 + 3 = \underline{\quad}$
 $2 + 3 = \underline{\quad}$	 $3 + 2 = \underline{\quad}$
 $2 + 3 = \underline{\quad}$	 $3 + 2 = \underline{\quad}$

Name _____ Set 1

Counting Supplies

Count the number of school supplies in each box. Dab or color the correct number.

	1		4
	2		5
	3		6
	7		1
	8		2
	9		3
	1		4
	2		5
	3		6

















- Addition
- Subtraction
- Number Bonds
- Counting
- and more!

Literacy

Name _____ Set 1

Rhyming Words









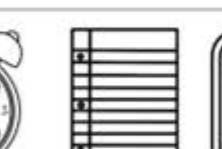
Dab or color the words that rhyme in each box.

Name _____ a o i

Vowel Sounds Books











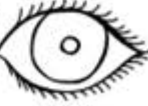





Stamp the missing vowel sound.

					
m	p	p	g	l	p
					
h					
					
b					

Name _____ Set 1

School Beginning Sounds

Color the pictures that begin with the sound in each row.

P				
M				
E				
C				


- Rhyming
- Beginning Sounds
- Medial Sounds
- CVC Words
- and more!

High Frequency Words

Name _____


I Can Read Sight Words

Color the word, read the sentences, write the word, and trace the word.




It is a cat.

It is a rat.



not




n


Name _____

Playground Sentences

Cut out the words, arrange, and glue them. Then, write the sentence you made.



© 2008 Pearson Education, Inc. All rights reserved. 63



with






Name _____ Set 1

I Can Write!

Trace and finish the sentence. Use the words to help you.

I like to _____

Draw a picture. Choose words to help.

	 read	 write
	 sing	 paint

-Sight Words
-Writing
-and more!

All About Me!

Name _____

All About Me


It is safe for me to know all about myself.
Let me tell you what I know...

My Full Name: _____

My Phone Number: _____

My Address: _____

Who I Live With: _____





Name _____

My Wall of Pictures

A Picture of Me _____

A Picture of My Family _____

A Picture of My Friends _____



Name _____

Letters in my Name

Write your name in the pencil and color the pencils with the letters in your name.





a b c d e
f g h i j
k l m n o
p q r s
t u v w x
y z



Name _____

I Can Write My Name

Write your name using a pencil, highlighter, marker, and crayon.




- Letters in my name
- All about me
- Writing my name

The Alphabet

Name _____ A and B



I Know My Letters

Color the letter, trace it, dab it, and cut and paste the correct pictures.




Aa Aa Aa

A D a b c a



Bb Bb Bb

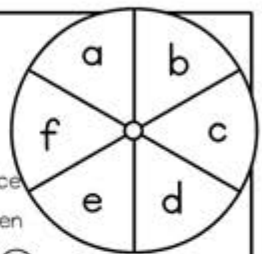
R B P b f b




© Melissa Williams 2007 All rights reserved for Sale

Name _____

Lowercase Letter Race



Use a pencil and paperclip to spin the spinner. Trace the letter you spin, starting from the bottom. When a letter makes it to the top, color the picture.



a	b	c	d	e	f
a	b	c	d	e	f
a	b	c	d	e	f
a	b	c	d	e	f
a	b	c	d	e	f
a	b	c	d	e	f
a	b	c	d	e	f

© Melissa Williams 2007 All rights reserved for Sale

- Letter Identification
- Tracing Letters
- Letter Sounds
- ...and more!

Name _____

All About Me


It is safe for me to know all about myself.
Let me tell you what I know.



Name _____

Letters in my Name

Write your name in the pencil and color the letters in your name.




Name _____

My Wall of Pictures



My Full Name _____


My Phone Number _____



Name _____

Dice Number Sense


Roll a dice, draw the dots, write the number, color the number in the frame.




Name _____

I Can Write My Name

Write your name using a pencil, highlighter, and markers.



Name _____ Set 3

Back to School Shapes


Color, trace, and draw the shapes.



Name _____ Set 2

Back to School Shapes


Color, trace, and draw the shapes.



Name _____ Set 1

Back to School Shapes



Color, trace, and draw the shapes.

Name _____ Set 2

Before & After Pencils


Write the numbers that come before and after the given number.

Name _____ Set 1

Before & After Pencils

Write the numbers that come before and after the given number.



Name _____

Apple Ten Frames


Cut and paste the ten frame to the correct number.



Name _____

Playground Addition


Use the pictures to complete the addition problems.



Name _____

Playground Subtraction


Use the pictures to complete the subtraction problems.




Name _____ Set 1

Counting Supplies


Count the number of school supplies in each box.




Name _____

Ten Frame Pencil Cups


Look at the number and fill in the ten frame.



Name _____

Number Order Apples

Cut and glue the numbers in order.



Name _____

Class Pet Tally Marks


Cut and glue the numbers to match the tally marks.



Name _____ Set 2

Counting Supplies


Count the number of school supplies in each box. Dab or color the correct number.




Name _____ Set 2

Sticky Number Bonds


Write the missing number to complete the number bonds.




Name _____ Set 1

Sticky Number Bonds


Write the missing number to complete the number bonds.



Name _____

Bigger Number Books


Color the bigger number on each book.



Name _____ Set 1

Rhyming Words


Dab or color the words that rhyme in each box.



Name _____

Smaller Number Books


Color the smaller number on each book.




Name _____ Set 2

Rhyming Words


Dab or color the words that rhyme in each box.




Name _____ Set 3

Rhyming Words

Dab or color the words that rhyme in each box.




Name _____

Vowel Sounds Books

Stamp the missing vowel sound.

a or i



Name _____

Vowel Sounds Books

Stamp the missing vowel sound.

e or o



Name _____

Vowel Sounds Books

Stamp the missing vowel sound.

u or a



m	p	p	g	l

n	t	l	g	h

t	b	r	t	s	n

h	t	f	n	d

n	t	l	g	h

t	b	r	t	s	n

Name _____ **u or i**
Vowel Sounds Books
Stamp the missing vowel sound.




Name _____ Set 1
School Beginning Sounds
Color the pictures that begin with the sound in each row.

Name _____
Back to School Color by Number
Color the picture using the key.



Name _____ Set 3
School Beginning Sounds
Color the pictures that begin with the sound in each row.

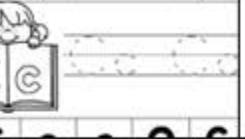


Name _____ Set 2
School Beginning Sounds
Color the pictures that begin with the sound in each row.

Name _____ C and D
I Know My Letters
Color the letter, trace it, dab it, and cut and paste the correct picture.

Name _____
Stuck on Seasons
Cut and paste the picture to the correct box.

Name _____ A and B
I Know My Letters
Color the letter, trace it, dab it, and cut and paste the correct pictures.



Name _____ E and F
I Know My Letters
Color the letter, trace it, dab it, and cut and paste the correct pictures.

Name _____ G and H
I Know My Letters
Color the letter, trace it, dab it, and cut and paste the correct pictures.

Name _____ I and J
I Know My Letters
Color the letter, trace it, dab it, and cut and paste the correct pictures.

Name _____ K and L
I Know My Letters
Color the letter, trace it, dab it, and cut and paste the correct pictures.

Name _____ M and N
I Know My Letters
Color the letter, trace it, dab it, and cut and paste the correct pictures.



Name _____ Q and R
I Know My Letters
Color the letter, trace it, dab it, and cut and paste the correct pictures.

Name _____ O and P
I Know My Letters
Color the letter, trace it, dab it, and cut and paste the correct pictures.

Name _____ W and X
I Know My Letters
Color the letter, trace it, dab it, and cut and paste the correct pictures.

Name _____ S and T
I Know My Letters
Color the letter, trace it, dab it, and cut and paste the correct pictures.

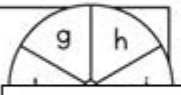


Name _____ Y and Z
I Know My Letters
Color the letter, trace it, dab it, and cut and paste the correct pictures.

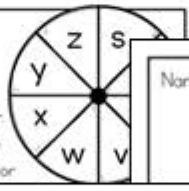
Name _____
Lowercase Letter Race
Use a pencil and paperclip to spin the spinner. Trace the letter you spin, starting from the bottom. When the letter makes it to the top, color the pictures.

Name _____ U and V
I Know My Letters
Color the letter, trace it, dab it, and cut and paste the correct pictures.

Name _____
Lowercase Letter Race
Use a pencil and paperclip to spin the spinner. Trace the letter you spin, starting from the bottom. When the letter makes it to the top, color the pictures.



Name _____
Lowercase Letter Race
Use a pencil and paperclip to spin the spinner. Trace the letter you spin, starting from the bottom. When the letter makes it to the top, color the pictures.



Name _____
I Can Read Sight Words
Color the word, read the sentences, write the word, and trace the word.

Name _____
Lowercase Letter Race
Use a pencil and paperclip to spin the spinner. Trace the letter you spin, starting from the bottom. When the letter makes it to the top, color the pictures.



Name _____
I Can Read Sight Words
Color the word, read the sentences, write the word, and trace the word.

Name _____
I Can Read Sight Words
Color the word, read the sentences, write the word, and trace the word.

Name _____
I Can Read Sight Words
Color the word, read the sentences, write the word, and trace the word.



Name _____ Set 1
I Can Write!
Trace and finish the sentence. Use the words to help you.


Name _____
Playground Sentences
Cut out the words, arrange, and glue them. Then, write the sentence you made.



Name _____ Set 2
I Can Write!
Trace and finish the sentence. Use the words to help you.

I like to learn

Name _____
Playground Sentences
Cut out the words, arrange, and glue them. Then, write the sentence you made.



big