

# Back to School Math & Literacy

## Printables



# First Grade

Place Value

Literacy

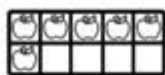
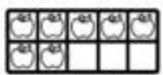
Addition & Subtraction

Grammar

Blends & Digraphs

Name \_\_\_\_\_  
**Apple PLACE VALUE**

Write how many tens and ones are in each set, then write the number.

Apple  Apple 

Apple 

Apple 

Apple 

Apple 

Name \_\_\_\_\_  
**READ and DRAW CVC Words**



Read the word and either color the picture or draw a picture to match.

map



fan



man

can

cat



bat

van

sat



Name \_\_\_\_\_  
**APPLE Addition**

Cut out and use the counters below to complete the subtraction problems

$3+2=$  

$5+1=$  

$3+3=$  

$1+2=$  

$4+2=$  

$5+2=$  

$1+3=$  

Name \_\_\_\_\_  
**Dab the Digraph**

Dab the apple with the correct digraph that starts the word, then write the word.



sh



sh

ark

ch

case

ch



sh



sh

est

ch

urch

ch



sh



sh

air

ch

oe

ch



sh



sh

...and much more!

# Number Sense, Operations, & Place Value

Name \_\_\_\_\_

## PLACE VALUE

Write how many tens and ones are in each set, then write the number.

	___ TENS ___ ONES	<input type="text"/>
	___ TENS ___ ONES	<input type="text"/>
	___ TENS ___ ONES	<input type="text"/>
	___ TENS ___ ONES	<input type="text"/>

Name \_\_\_\_\_

## PLACE VALUE

Write how many tens and ones are in each set, then write the number.

	___ TENS ___ ONES	81		___ TENS ___ ONES	23
	___ TENS ___ ONES	57		___ TENS ___ ONES	74
	___ TENS ___ ONES	36		___ TENS ___ ONES	68
	___ TENS ___ ONES	49		___ TENS ___ ONES	92

Name \_\_\_\_\_

## Sticky Skip-counting

Skip-count the 5's and write the missing numbers.


Name \_\_\_\_\_

## Lunchtime Subtraction

Subtract each apple number from the number on the lunch bag.


Name \_\_\_\_\_

## Roll and Add

Roll two dice, add it.

- Addition
- Subtraction
- Number Bonds
- Sequencing
- Skip-counting
- and more!

# Geometry & Data

Name \_\_\_\_\_

## Sorting Shapes

Cut and paste the correct shape into the column.

 pentagon	 square




   
 

Name \_\_\_\_\_

## Sorting Shapes

Cut and paste the correct shape into the column.


























 rectangle	 sphere

Name \_\_\_\_\_

## School Supply Patterns






















Cut and paste the next item in the pattern.

Name \_\_\_\_\_

## Adding Nickels

Cut and paste the correct value.

5¢	30¢	20¢
25¢	15¢	10¢

Name \_\_\_\_\_

## Colorful Coins

Color each crayon a different color. Use the color code to color the coins.
















pennies		nickels
dimes		quarters















Name \_\_\_\_\_

## Lou's Cool School Tools

Cut and paste the school item you can buy with your dimes.

 20¢	 60¢	 40¢	 50¢	 30¢	 10¢
					

-Shapes  
-Coin Math  
-Patterns  
-and more!

# Literacy

Name \_\_\_\_\_

## LETTER Line-up

Cut and paste the missing uppercase letters of the alphabet

A		C	D		F
G	H				
M		O			
	T	U			
Y	Z				

© Melissa White 2013

Name \_\_\_\_\_

## Rhyming CVC Words

Cut and paste the words that rhyme next to the word, and the ones that do not rhyme below.


© Melissa White 2013


Name \_\_\_\_\_

## Real and Silly Words

Cut and paste the real and silly words

<input type="checkbox"/>	<input type="checkbox"/>
<input type="checkbox"/>	<input type="checkbox"/>

lup    cat    hen

© Melissa White 2013

Name \_\_\_\_\_

## R-blends

Highlight the correct R-blend and write it at the beginning of each word.

cr gr	dr fr	cr tr
___ own	___ og	___ ayon

pr  
ame  
gr  
\_ncess

Name \_\_\_\_\_

## Beginning SOUNDS

Cut and paste the picture under the beginning sound

--	--

Name \_\_\_\_\_

## School WORDS

Highlight the correct word for each picture.

pen pet	backs books	rake ruler
	5	
tap tape	five fin	ant apple
eraser eel	star star	past pencil
yak yarn	dim dime	glass glue

© Melissa White 2013


- Alphabet
- Beginning Sounds
- CVC Words
- Rhyming
- Blends & Digraphs

# Language Arts & Grammar

Name \_\_\_\_\_

## School Syllables

Cut and glue the words with the correct number of syllables.



scissors  
tape  
ruler

1

3

Name \_\_\_\_\_

## ABC order

Set 2

Cut and paste the words in ABC order.

1	fish
2	cake
3	popcorn
4	king
5	goat
6	whale
7	dice
8	moose



Name \_\_\_\_\_

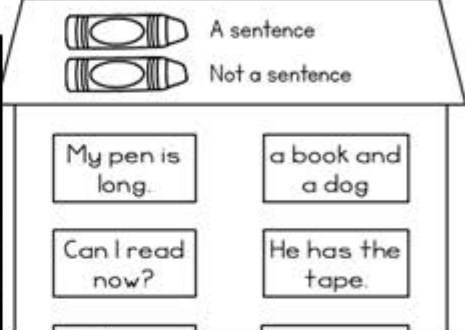
## Schoolhouse sentences

Color the crayons to make a color code, then color each window.

A sentence  
Not a sentence

My pen is long.      a book and a dog

Can I read now?      He has the tape.



Name \_\_\_\_\_

## PUNCTUATION Practice

Cut and paste the correct punctuation.

Quit doing that

I am sad


What is your name

Hey

I did my homework

You can sing

!  
!  
!  
?  
?  
?




- Punctuation
- ABC Order
- Capitalization
- Sentences
- Nouns & Verbs
- ...and more!

Name \_\_\_\_\_

## NOUNS and verbs

Color the crayons to make a color code, then color the nouns and verbs.

nouns  
verbs



kid   rat

skip   boy

fin   run

eat   leaf

go   home

Name \_\_\_\_\_

**READ and DRAW CVC Words**

Read the word and either color the picture or draw a picture to match.

map fan man

can

Name \_\_\_\_\_

**READ and DRAW CVC Words**

Read the word and either color the picture or draw a picture to match.

hen jet men

pet

Name \_\_\_\_\_

**LETTER Line-up**

Cut and paste the missing uppercase letters of the alphabet.

a	b		e	f
			k	l
			r	
			x	

Name \_\_\_\_\_

**Dab the Digraph**

Dab this apple with the correct digraph that starts the word, then write the word.

sh

Name \_\_\_\_\_

**READ and DRAW CVC Words**

Read the word and either color the picture or draw a picture to match.

cob hog

Name \_\_\_\_\_

**Back to School Blends**

Dab this apple with the correct blend that starts the word, then write the word.

tree

Name \_\_\_\_\_

**Beginning SOUNDS**

Cut and paste the picture under the beginning sound.

Bb Pp

Name \_\_\_\_\_

**Dab the Digraph**

Dab this apple with the correct digraph that starts the word, then write the word.

sh ch

Name \_\_\_\_\_

**Beginning SOUNDS**

Cut and paste the picture under the beginning sound.

Tt

Name \_\_\_\_\_

**Chalkboard Ending Sounds**

Read each sentence. Dab the correct ending sound. Then, write the word.

sh ch

Name \_\_\_\_\_

**School Syllables**

Cut and glue the words with the correct number of syllables.

scissors tape ruler

Name \_\_\_\_\_

**Chalkboard Ending Sounds**

Read each sentence. Dab the correct ending sound. Then, write the word.

r t g b

Name \_\_\_\_\_

**CVC Word Scramble**

Unscramble the words and write them in the blank.

u g

Name \_\_\_\_\_

**School Syllables**

Cut and glue the words with the correct number of syllables.

Name \_\_\_\_\_

**ABC order**

Cut and paste the words in ABC order.

Set 1

Name \_\_\_\_\_

**CVC Word Scramble**

Unscramble the words and write them in the blank.

n p e h

Name \_\_\_\_\_

**ABC order**

Cut and paste the words in ABC order.

Set 2

Name \_\_\_\_\_

**PUNCTUATION Practice**

Cut and paste the correct punctuation.

Name \_\_\_\_\_

**PUNCTUATION Practice**

Cut and paste the correct punctuation.

Name \_\_\_\_\_

**PUNCTUATION Practice**

Cut and paste the correct punctuation.

Name \_\_\_\_\_

**Pick Your Punctuation**

Spin the spinner, write the punctuation next to the sentences and read the sentences with the right expression.

Name \_\_\_\_\_

**Pick Your Punctuation**

Spin the spinner, write the punctuation next to the sentences and read the sentences with the right expression.

Name \_\_\_\_\_

**Rhyming CVC Words**

Cut and paste the words that rhyme next to the word, and the ones that do not rhyme below.

cap dad

Name \_\_\_\_\_

ben  
are his  
ous  
e book

Name \_\_\_\_\_


g that  
your name  
homework  
sing  
have paper  
any paint

Name \_\_\_\_\_

# LETTER Line-up

Cut and paste the missing uppercase letters of the alphabet.





A	C	D	F
G	H		
M			
	T		
Y	Z		



Name \_\_\_\_\_

# READ and DRAW CVC Words




Read the word and either color the picture or draw a picture to match.

cub 	gum 	hut 
	bug 	

Name \_\_\_\_\_

# READ and DRAW CVC Words

Read the word and either color the picture or draw a picture to match.

bib 	fin 	pin 
--	---	--

Name \_\_\_\_\_

# Beginning SOUNDS

Cut and paste the picture under the beginning sound.

Mm 	
--	--




Name \_\_\_\_\_

# ABC order

Cut and paste the words in ABC order.

Set 3




Name \_\_\_\_\_

# Rhyming CVC Words

Cut and paste the words that rhyme next to the word and the ones that do not rhyme below.

Short -o




Name \_\_\_\_\_

# Rhyming CVC Words

Cut and paste the words that rhyme next to the word and the ones that do not rhyme below.


Short -o

led 

Name \_\_\_\_\_

# Rhyming CVC Words

Cut and paste the words that rhyme next to the word and the ones that do not rhyme below.




dog

hot

Name \_\_\_\_\_

# School WORDS

Highlight the correct word for each picture.



Name \_\_\_\_\_

# Rhyming CVC Words

Cut and paste the words that rhyme next to the word and the ones that do not rhyme below.

Short -o




Name \_\_\_\_\_

# NOUNS and verbs

Color the crayons to make a color code, then color the nouns and verbs.

nouns

verbs




Name \_\_\_\_\_

# CVCe WORDS

Read the words, then make the short vowel into a long vowel by adding an 'e'.

kit      rob      hid



Name \_\_\_\_\_

# Schoolhouse sentences

Color the crayons to make a color code, then color each word.

A sentence


Not a sentence

a book and

Name \_\_\_\_\_

# SCHOOL Sentences


Read the sentences and color the picture.



Name \_\_\_\_\_

# SCHOOL Sentences

Read the sentences and color the picture.



Name \_\_\_\_\_

# SCHOOL Sentences

Read the sentences and color the picture.

is yellow



Name \_\_\_\_\_

# Cal's Capitals

Cal is writing sentences and needs help capitalizing. Rewrite the sentences and capitalize the letters that need it.

is yellow



Name \_\_\_\_\_

# Real and Silly Words

Cut and paste the real and silly words.



Name \_\_\_\_\_

# Real and Silly Words

Cut and paste the real and silly words.



Name \_\_\_\_\_

# Real and Silly Words


Cut and paste the real and silly words.



Name \_\_\_\_\_

# L-blends

Highlight the correct L-blend and write it at the beginning of each word.

		
sl    fl	gl    bl	fl    gl
___ower	___ue	___ag

		
al    sl	fl    bl	bl    cl



Name \_\_\_\_\_

# R-blends

Highlight the correct R-blend and write it at the beginning of each word.

		
cr    gr	dr    fr	cr    tr
___own	___og	___ayon



		
tr    dr	tr    gr	fr    pr



Silly

Silly

cug    bet    dig    va



Name: \_\_\_\_\_

## APPLE Subtraction

Cut out and use the counters below to complete the subtraction problems.

$5 - 2 =$    $4 - 4 =$    $3 - 1 =$  

Name: \_\_\_\_\_

## ADDITION with 10

Write the answer in the square.

$10 + 1 =$    $10 + 5 =$    $10 + 2 =$  

Name: \_\_\_\_\_

## APPLE Addition

Cut out and use the counters below to complete the subtraction problems.

$2 =$    $5 + 1 =$    $3 + 3 =$  


Name: \_\_\_\_\_

## Before and After TEEN NUMBERS

Write the number that comes before and after the given number.

$3 - 2 =$  \_\_\_\_\_

$5 - 0 =$  \_\_\_\_\_



Name: \_\_\_\_\_

## Back To School Story Problems

$10 + 8 =$  \_\_\_\_\_



Name: \_\_\_\_\_

## Back To School Story Problems



Jack has five markers on his desk. Two of them fall on the floor. How many are on his desk now?

$5 - 2 =$  \_\_\_\_\_

Name: \_\_\_\_\_

## School Time by the hour

Draw the time on the clocks.

$4:00$    $6:00$  

Name: \_\_\_\_\_

## Popcorn Counting

Cut and paste the missing numbers, 21-40.

$32$   $30$

Name: \_\_\_\_\_

## Popcorn Counting

Cut and paste the missing numbers, 1-20.

$1$   $2$   $4$

$17$   $10$   $5$   $12$   $14$   $3$

Name: \_\_\_\_\_

## Popcorn Counting

Cut and paste the missing numbers, 41-60.

$41$   $44$   $42$   $58$

$24$   $29$

Name: \_\_\_\_\_

## Popcorn Counting

Cut and paste the missing numbers, 61-80.

$65$   $64$   $72$   $78$

$87$   $97$   $85$   $89$

Name: \_\_\_\_\_

## Matching Number Words

Cut and paste the number word for each number.

$7$   $2$   $5$   $10$   $1$

$9$   $8$   $3$   $6$

one five one ten  
our six eight seven

Name: \_\_\_\_\_

## Back to School 120 Chart

Write the missing numbers on the backpacks.

1	2	3	4	5	6	7	8	9	
11	12	13			17	18	19		
21	22								
31	32								
41	42								
51	52								
62									
72									
82									
91	92								
101	102								
111	112								

Name: \_\_\_\_\_

## Popcorn Counting

Cut and paste the missing numbers, 81-100.

$83$   $84$

Name: \_\_\_\_\_

## Jumping 10 More, 10 Less

Write 10 more and 10 less than the number.

46	88	22	37
90	34	55	61

Name: \_\_\_\_\_

## Whoooo can do NUMBER BONDS

Fill in the missing number in the number bond.

 7	5	 9		 4	2
			1		
 8		 6	4	 5	2
	5				
 2		 3		 10	5

Name: \_\_\_\_\_

## Matching Number Words

Cut and paste the number word for each number.

$9$   $8$   $3$   $6$

one five one ten  
our six eight seven

Name \_\_\_\_\_

# PLACE VALUE

Write how many tens and ones are in each set, then write the number.

— TENS  
— ONES

— TENS  
— ONES

— TENS  
— ONES

— TENS  
— ONES

Name \_\_\_\_\_

# Apple PLACE VALUE

Look at the number on the apple and color the ten frame.

2

10

8

3

Name \_\_\_\_\_

# PLACE VALUE

Write how many tens and ones are in each set, then write the number.

— TENS  
— ONES

— TENS  
— ONES

— TENS  
— ONES

— TENS  
— ONES

Name \_\_\_\_\_

# Apple PLACE VALUE

Write how many tens and ones are in each set, then write the number.

— TENS  
— ONES

— TENS  
— ONES

Name \_\_\_\_\_

# Sorting Shapes

Cut and paste the correct shape into the column.

pentagon square circle triangle hexagon

— TENS  
— ONES  
— TENS

Name \_\_\_\_\_

# Sorting Shapes

Cut and paste the correct shape into the column.

rectangle sphere cube cylinder cone

— TENS  
— ONES  
— TENS

Name \_\_\_\_\_

# School Supply Patterns

Cut and paste the next item in the pattern.

Scissors, Eraser, Scissors, Eraser, Scissors

Crayons, Pencil, Crayons, Pencil, Crayons

Name \_\_\_\_\_

# Roll and Color

Roll two dice, add it up, and color the sum.

12

Name \_\_\_\_\_

# Sorting Shapes

Cut and paste the correct shape into the column.

rectangle sphere cube cylinder cone

Name \_\_\_\_\_

# Colorful Coins

Color each crayon a different color. Use the color code to color the coins.

pennies nickels  
dimes quarters

Name \_\_\_\_\_

# Sticky Skip-counting

Skip-count the 5's and write the missing numbers.

5

Name \_\_\_\_\_

# Lunchtime Subtraction

Subtract each apple number from the number on the lunch bag.

6= 3= 0=

7= 5=

Name \_\_\_\_\_

# Sticky Skip-counting

Skip-count the 10's and write the missing numbers.

10 30

Name \_\_\_\_\_

# Lunchtime Addition

Subtract each apple number from the number on the lunch bag.

1= 2=

Name \_\_\_\_\_

# Low's Cool School Tools

Cut and paste the school item you can buy with your dimes.

4= 7= 8=

Name \_\_\_\_\_

# Counting Pennies

Add up the PENNIES and write the value.

— Pennies

— Pennies

— Pennies

— Pennies

— Pennies

— Pennies

— Pennies

Name \_\_\_\_\_

# Adding Nickels

Cut and paste the correct value.

— Nickels

— Nickels

— Nickels

— Nickels

— Nickels

— Nickels

Name \_\_\_\_\_

# Low's Cool School Tools

Cut and paste the school item you can buy with your dimes.

— Dimes

— Dimes

— Dimes

— Dimes

— Dimes

— Dimes