

BEGINNING SOUNDS

PHONEMIC AWARENESS

Searching For Silver

Print & Go



Name _____

Color the balloons with a 'b' beginning sound.

Beginning Sound Balloons

Three balloons are shown, each with a different pattern. The first balloon has a paintbrush icon, indicating it should be colored.

Name _____

Stamp or write the correct beginning sound.

Beginning Sounds Search

Three circular icons are shown in a row, each with a different beginning sound: a sun, a cat, and a box.

Name _____

Cut and glue the pictures to the box with the correct beginning sound.

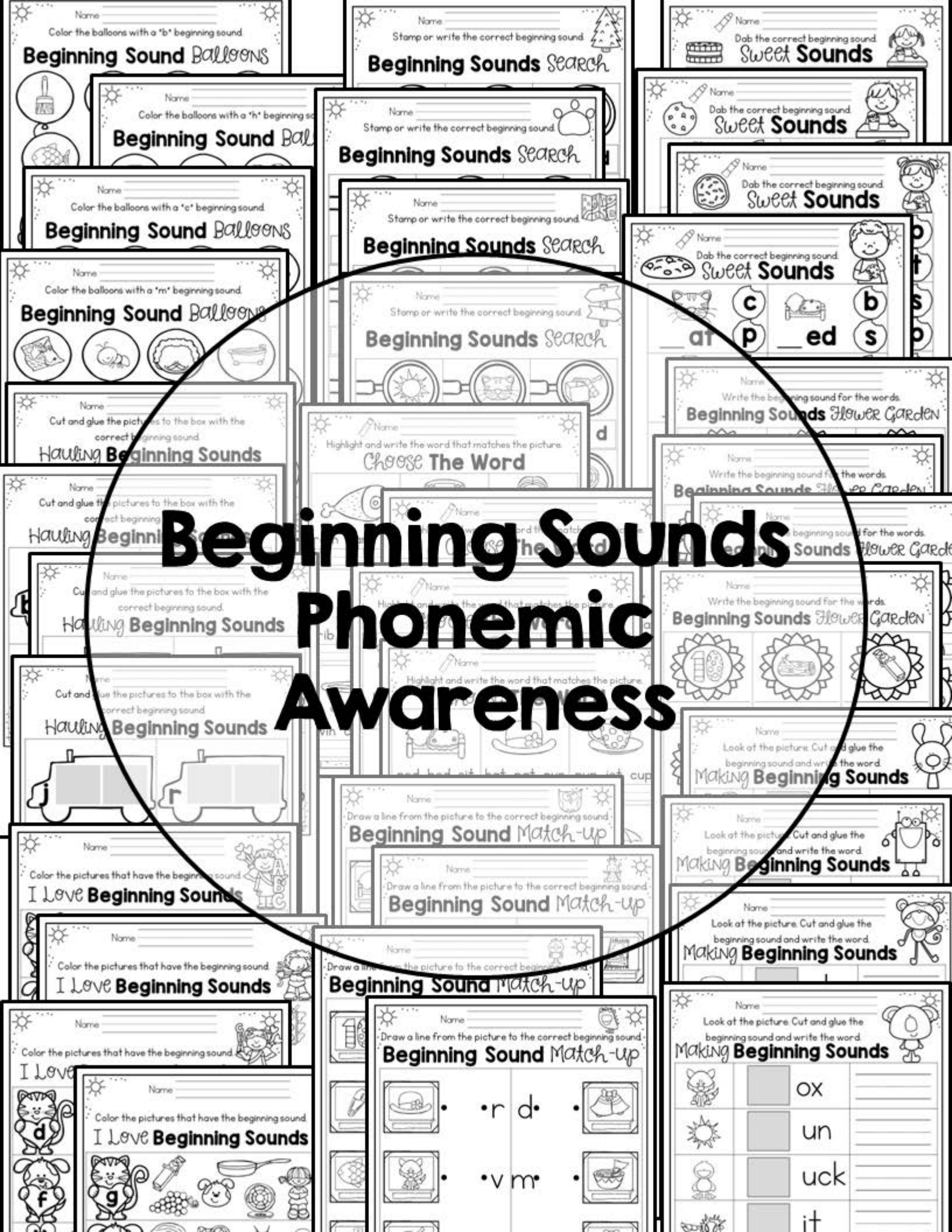
Hauling Beginning Sounds

| | |
|---|---|
| d | g |
| n | f |

A grid of eight small icons is shown at the bottom of the page, each with a different beginning sound: a magnifying glass, a pencil, a gift, a bowl, a globe, a dog, a cat, and a bed.

Pre-k, K, 1st Grade

Beginning Sounds Phonemic Awareness



Name _____
Color the balloons with a 'b' beginning sound
Beginning Sound Balloons

Name _____
Stamp or write the correct beginning sound
Beginning Sounds Search

Name _____
Dab the correct beginning sound
Sweet Sounds

Name _____
Color the balloons with a 'h' beginning sound
Beginning Sound Balloons

Name _____
Stamp or write the correct beginning sound
Beginning Sounds Search

Name _____
Dab the correct beginning sound
Sweet Sounds

Name _____
Color the balloons with a 'e' beginning sound
Beginning Sound Balloons

Name _____
Stamp or write the correct beginning sound
Beginning Sounds Search

Name _____
Dab the correct beginning sound
Sweet Sounds

Name _____
Color the balloons with a 'm' beginning sound
Beginning Sound Balloons

Name _____
Stamp or write the correct beginning sound
Beginning Sounds Search

Name _____
Dab the correct beginning sound
Sweet Sounds

Name _____
Cut and glue the pictures to the box with the correct beginning sound
Hauling Beginning Sounds

Name _____
Highlight and write the word that matches the picture
Choose The Word

Name _____
Write the beginning sound for the words
Beginning Sounds Flower Garden

Name _____
Cut and glue the pictures to the box with the correct beginning sound
Hauling Beginning Sounds

Name _____
Highlight and write the word that matches the picture
Choose The Word

Name _____
Write the beginning sound for the words
Beginning Sounds Flower Garden

Name _____
Cut and glue the pictures to the box with the correct beginning sound
Hauling Beginning Sounds

Name _____
Highlight and write the word that matches the picture
Choose The Word

Name _____
Write the beginning sound for the words
Beginning Sounds Flower Garden

Name _____
Cut and glue the pictures to the box with the correct beginning sound
Hauling Beginning Sounds

Name _____
Highlight and write the word that matches the picture
Choose The Word

Name _____
Write the beginning sound for the words
Beginning Sounds Flower Garden

Name _____
Cut and glue the pictures to the box with the correct beginning sound
Hauling Beginning Sounds

Name _____
Draw a line from the picture to the correct beginning sound
Beginning Sound Match-up

Name _____
Write the beginning sound for the words
Beginning Sounds Flower Garden

Name _____
Color the pictures that have the beginning sound
I Love Beginning Sounds

Name _____
Draw a line from the picture to the correct beginning sound
Beginning Sound Match-up

Name _____
Look at the picture. Cut and glue the beginning sound and write the word
Making Beginning Sounds

Name _____
Color the pictures that have the beginning sound
I Love Beginning Sounds

Name _____
Draw a line from the picture to the correct beginning sound
Beginning Sound Match-up

Name _____
Look at the picture. Cut and glue the beginning sound and write the word
Making Beginning Sounds

Name _____
Color the pictures that have the beginning sound
I Love Beginning Sounds

Name _____
Draw a line from the picture to the correct beginning sound
Beginning Sound Match-up

Name _____
Look at the picture. Cut and glue the beginning sound and write the word
Making Beginning Sounds

Name _____
Color the pictures that have the beginning sound
I Love Beginning Sounds

Name _____
Draw a line from the picture to the correct beginning sound
Beginning Sound Match-up

Name _____
Look at the picture. Cut and glue the beginning sound and write the word
Making Beginning Sounds

Name _____
Color the pictures that have the beginning sound
I Love Beginning Sounds

Name _____
Draw a line from the picture to the correct beginning sound
Beginning Sound Match-up

Name _____
Look at the picture. Cut and glue the beginning sound and write the word
Making Beginning Sounds

| | | | |
|---|--------------------------|-----|-------|
|  | <input type="checkbox"/> | ox | _____ |
|  | <input type="checkbox"/> | un | _____ |
|  | <input type="checkbox"/> | uck | _____ |
|  | <input type="checkbox"/> | it | _____ |






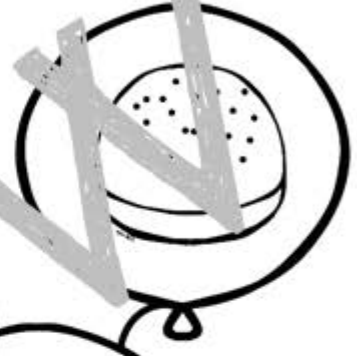



Name _____



Color the balloons with a "b" beginning sound.

Beginning Sound Balloons

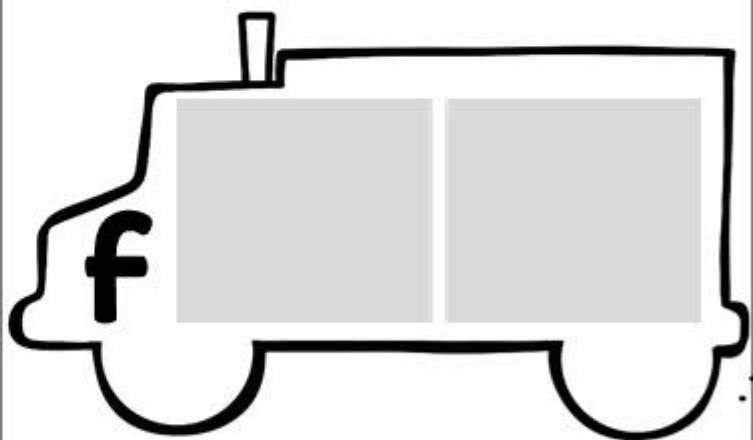
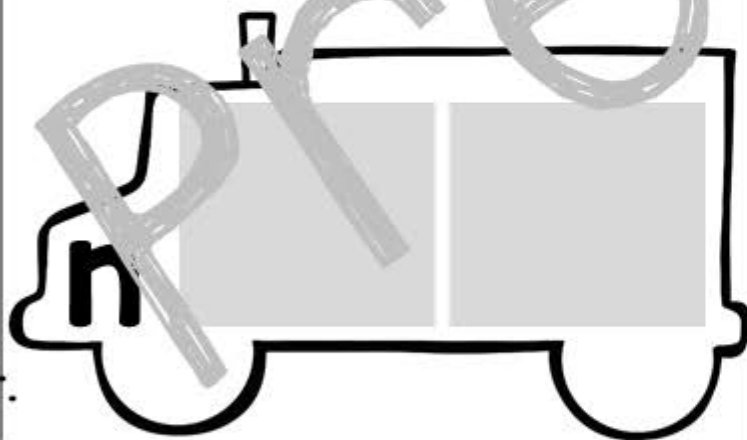
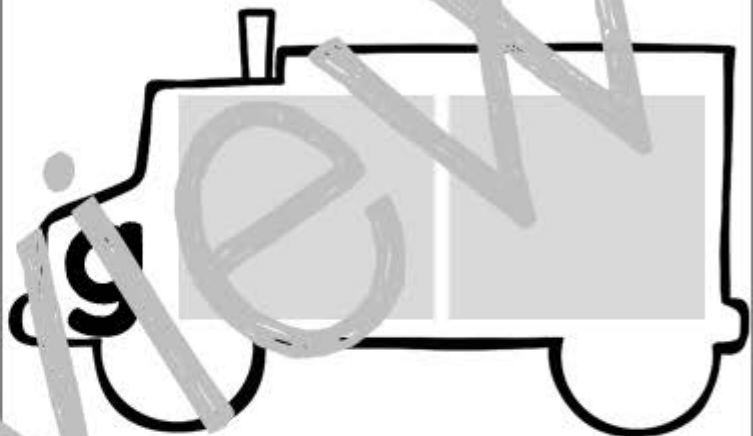





Name _____

Cut and glue the pictures to the box with the correct beginning sound.

Hauling **Beginning Sounds**



© Melanie Whitmore @SearchingforSilver







Name _____

Write the beginning sound for the words.


Beginning Sounds Flower Garden




ib




am



ig



un



og



ob



an



an