

COUNTING BY 2'S

pairs, skip-counting, sequencing



Name _____

Counting Shoes

Count the shoes and write the number.

1	2	3

Name _____

Skip-counting by 2!

Directions: Skip count by 2's and write the missing numbers.

2 6 8

Name _____

Pairs of Gloves

Directions: Count the gloves by 2. Cut and paste the correct number in the flowerpot.

		2
		4
		6
		8
		10

Name _____

Hopping by 2

Directions: Count by 2's from the number given and write the missing numbers.

	2	4	6		
	12	14	16		
	40	42	44		
	64	66	68		

Counting cards with illustrations and numbers:

- Card (a): 2, 4, 6, 8, 10
- Card (b): 12, 14, 16, 18, 20
- Card (c): 2, 4, 6, 8, 10, 12, 14, 16, 18, 20
- Card (d): 4, 6, 8
- Card (e): 6, 8, 10, 12
- Card (f): 10, 12, 14, 16
- Card (g): 8, 14, 20, 26, 32, 38, 44, 50, 56

Counting By 2's Printables

Name _____

Count by 2's and highlight!

My 2's chart

1	2	3	4	5	6	7	8	9	10
11	12	13	14	15	16	17	18	19	20
21	22	23	24	25	26	27	28	29	30
31	32	33	34	35	36	37	38	39	40
41	42	43	44	45	46	47	48	49	50

Name _____

Count the shoes by 2, write the number.

Counting Shoes



Name _____

Count the shoes by 2, write the number.

Counting Shoes



Name _____ Set 1

Directions: Skip count by 2's and write the missing numbers.


Skip-counting by 2!



Name _____

Count the shoes by 2, write the number.


Counting Shoes



Name _____ Set 2

Directions: Skip count by 2's and write the missing numbers.


Skip-counting by 2!



Name _____ Set 3

Directions: Skip count by 2's and write the missing numbers.


Skip-counting by 2!



Name _____ Set 1

Directions: Count by 2's. Dot the correct number.

Count the Cherries



Name _____ Set 2

Directions: Count by 2's and write the correct number.

Count the Cherries



Name _____ Set 1

Directions: Count by 2's and write the missing numbers.

Count by 2's to 100!



Name _____

Directions: Count the gloves by 2's. Cut and paste the correct number in the flowerpot.

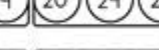
Pairs of Gloves



Name _____ Set 2

Directions: Count by 2's and write the missing numbers.


Count by 2's to 100!



Name _____ Set 2

Directions: Count by 2's and write the missing numbers.

Count by 2's to 100!



Name _____ Set 1

Directions: Count by 2's from the number given and write the missing numbers.


Hopping by 2



Name _____ Set 3

Directions: Count by 2's and write the missing numbers.

Count by 2's to 100!



Name _____ Set 3

Directions: Count by 2's from the number given and write the missing numbers.

Hopping by 2



Name _____ Set 3

Directions: Count by 2's from the number given and write the missing numbers.


Hopping by 2



Name _____ Set 4

Directions: Count by 2's from the number given and write the missing numbers.

Hopping by 2



Name _____ Set 1

Directions: Count by 2's to get to the butterfly.

Count by 2's Maze



Name _____ Set 1

Directions: Count by 2's to get to the maze.

Count by 2's Maze



Name _____ Set 4

Directions: Count by 2's from the number given and write the missing numbers.

Hopping by 2



Name _____ Set 1

Directions: Count by 2's to get to the butterfly.

Count by 2's Maze



Name _____ Set 2

Directions: Count the book stacks by 2's and write the sum.


Skip-Counting Math



Name _____ Set 4

Directions: Count by 2's from the number given and write the missing numbers.

Hopping by 2



Name _____

Directions: Cut the numbers out, count by 2, and glue them to the next page.


Busy Bees



Name _____ Set 2

Directions: Write an addition equation, count by 2's and write the sum.

Skip-Counting Math



Name _____ Set 1

Directions: Write an addition equation, count by 2's and write the sum.

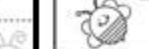
Skip-Counting Math



Name _____

Directions: Paste the numbers by 2 to this sheet.

Busy Bees



Name _____

Directions: Color the picture below, then cut out the strips and mix them up. Rearrange them by number 1-20, then to the number.

Puzzle Maker



Name _____

Directions: Color the picture below, then cut out the strips and mix them up. Rearrange them by number 1-20, then to the number.


Puzzle Maker



Name _____ Set 2

Directions: Paste the numbers by 2 to this sheet.


Busy Bees



Name _____ Set 2

Directions: Count the pennies by 2 and write the amount.


Counting Pennies by 2



Name _____ Set 1

Directions: Count the pennies by 2 and write the amount.

Counting Pennies by 2




Counting By 2's Activities

Ladybugs Answer sheet


Name _____

Directions: Match the letter from the card to the answer sheet. Count by 2's and write the number.

a		g	
b		h	
c		i	
d		j	
e		k	
f		l	



____, 4, 6, 8



4 2 10

22, 24, 26, ____















27 32 28

____, 62, 64, 66 72, 74, 76, ____ 2, 4, __, 8

Slip Cards Answer Sheet

Name _____

Directions: Write the answers from the clip card next to the correct ocean animal.

Bye Birdie Answer sheet

Name _____

Directions: Match the letter from the card to the answer sheet. Write the number from the card in the birdhouse. Skip-count on by 2.

a		
b		
c		
d		
e		
f		
g		
h		
i		
j		
k		
l		
m		
n		
o		

Bye Birdie Answer sheet

Name _____

Directions: Match the letter from the card to the answer sheet. Write the number from the card in the birdhouse. Skip-count on by 2.


g		
h		
i		
j		
k		
l		

Bye Birdie Answer sheet

Name _____

Directions: Match the letter from the card to the answer sheet. Write the number from the card in the birdhouse. Skip-count on by 2.

m		
n		
o		
p		
q		
r		




Bye Birdie Answer sheet

Name _____

Directions: Match the letter from the card to the answer sheet. Write the number from the card in the birdhouse. Skip-count on by 2.

s		
t		
u		
v		
w		
x		



Name _____
Directions: Count by 2's as you hike along the route. Match up the picture on the answer sheet and write the missing.

Hike Along ANSWER SHEET

Name _____
Directions: Count by 2's as you hike along the route. Match up the picture on the answer sheet and write the missing.

Hike Along ANSWER SHEET

Set 1

A grid for a counting activity. It features a path with a yellow arrow pointing right. The path is marked with numbers: 2, 4, 6, 8, 10, 12, 14, 16, 18, 20, 22, 24, 26, 28, 30, 32, 34, 36, 38, 40, 42. Various icons are placed along the path, including a tree, a bear, a squirrel, a bird, a mountain, and a cabin.

Set 2

A grid for a counting activity. It features a path with a yellow arrow pointing right. The path is marked with numbers: 2, 4, 6, 8, 10, 12, 14, 16, 18, 20, 22, 24, 26, 28, 30, 32, 34, 36, 38, 40, 42, 44, 46, 48, 50, 52, 54, 56, 58, 60, 62, 64, 66, 68, 70, 72, 74, 76, 78, 80. Various icons are placed along the path, including a tree, a bear, a squirrel, a bird, a mountain, and a cabin.

Counting By 2's Activities

A collection of activity cards for counting by 2's. Each card has a green background with a white number and a pink circle. The numbers are arranged in a grid:

4	14	24	34	44	54	64	74	84	94
62	60	74	72	86	98	96	94	100	100
68	66	80	78	92	90	92	100	100	100