

# COUNTING BY 2'S

pairs, skip-counting, sequencing



Name \_\_\_\_\_

### Counting Shoes

Count the shoes and write the number.

_____	_____	_____

Name \_\_\_\_\_

### Skip-counting by 2!

Directions: Skip count by 2's and write the missing numbers.

2      6      8

Name \_\_\_\_\_

### Pairs of Gloves

Directions: Count the gloves by 2. Cut and paste the correct number in the flowerpot.

	_____	2
	_____	4
	_____	6
	_____	8
	_____	10

Name \_\_\_\_\_

### Hopping by 2

Directions: Count by 2's from the number given and write the missing numbers.

	2	4	6	_____	_____
	12	14	16	_____	_____
	40	42	44	_____	_____
	64	66	68	_____	_____

Counting cards and sequencing cards.

Card 1: a

Card 2: b

Card 3: c

Card 4: 2

Card 5: 4

Card 6: 6

Card 7: 8

Card 8: 10

Card 9: 12

Card 10: 14

Card 11: 16

Card 12: 18

Card 13: 20

Card 14: 22

Card 15: 24

Card 16: 26

Card 17: 28

Card 18: 30

Card 19: 32

Card 20: 34

Card 21: 36

Card 22: 38

Card 23: 40

Card 24: 42

Card 25: 44

Card 26: 46

Card 27: 48

Card 28: 50

Card 29: 52

Card 30: 54

Card 31: 56

Card 32: 58

Card 33: 60

Card 34: 62

Card 35: 64

Card 36: 66

Card 37: 68

Card 38: 70

Card 39: 72

Card 40: 74

Card 41: 76

Card 42: 78

Card 43: 80

Card 44: 82

Card 45: 84

Card 46: 86

Card 47: 88

Card 48: 90

Card 49: 92

Card 50: 94

Card 51: 96

Card 52: 98

Card 53: 100

# Counting By 2's Printables

Name \_\_\_\_\_

Count by 2's and highlight!

### My 2's chart

1	2	3	4	5	6	7	8	9	10
11	12	13	14	15	16	17	18	19	20
21	22	23	24	25	26	27	28	29	30
31	32	33	34	35	36	37	38	39	40
41	42	43	44	45	46	47	48	49	50

Name \_\_\_\_\_

Count the shoes by 2, write the number.

### Counting Shoes



Name \_\_\_\_\_

Count the shoes by 2, write the number.

### Counting Shoes



Name \_\_\_\_\_ Set 1

Directions: Skip count by 2's and write the missing numbers.


### Skip-counting by 2!



Name \_\_\_\_\_

Count the shoes by 2, write the number.


### Counting Shoes



Name \_\_\_\_\_ Set 2

Directions: Skip count by 2's and write the missing numbers.


### Skip-counting by 2!



Name \_\_\_\_\_ Set 3

Directions: Skip count by 2's and write the missing numbers.

### Skip-counting by 2!



Name \_\_\_\_\_ Set 1

Directions: Count by 2's. Dot the correct number.

### Count the Cherries



Name \_\_\_\_\_ Set 2

Directions: Count by 2's and write the correct number.

### Count the Cherries



Name \_\_\_\_\_ Set 1

Directions: Count by 2's and write the missing numbers.

### Count by 2's to 100!



Name \_\_\_\_\_

Directions: Count the gloves by 2's. Cut and paste the correct number in the flowerpot.

### Pairs of Gloves



Name \_\_\_\_\_

Directions: Count by 2's and write the missing numbers.

### Count by 2's to 100!



Name \_\_\_\_\_ Set 2

Directions: Count by 2's and write the missing numbers.

### Count by 2's to 100!



Name \_\_\_\_\_ Set 1

Directions: Count by 2's from the number given and write the missing numbers.

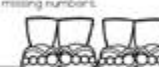
### Hopping by 2



Name \_\_\_\_\_ Set 3

Directions: Count by 2's and write the missing numbers.

### Count by 2's to 100!



Name \_\_\_\_\_ Set 3

Directions: Count by 2's from the number given and write the missing numbers.

### Hopping by 2



Name \_\_\_\_\_ Set 3

Directions: Count by 2's from the number given and write the missing numbers.


### Hopping by 2



Name \_\_\_\_\_

Directions: Count by 2's and write the missing numbers.


### Count by 2's to 100!



Name \_\_\_\_\_ Set 1

Directions: Count by 2's to get to the butterfly.

### Count by 2's Maze



Name \_\_\_\_\_

Directions: Count by 2's from the number given and write the missing numbers.


### Count by 2's Maze



Name \_\_\_\_\_ Set 4

Directions: Count by 2's from the number given and write the missing numbers.


### Hopping by 2



Name \_\_\_\_\_ Set 2

Directions: Count the book stacks by 2's and write the sum.

### Skip-Counting Math



Name \_\_\_\_\_ Set 2

Directions: Write an addition equation, count by 2's and write the sum.

### Skip-Counting Math



Name \_\_\_\_\_ Set 1

Directions: Write an addition equation, count by 2's and write the sum.


### Skip-Counting Math



Name \_\_\_\_\_

Directions: Cut the numbers out, count by 2, and glue them to the next page.


### Busy Bees



Name \_\_\_\_\_ Set 2

Directions: Write an addition equation, count by 2's and write the sum.

### Skip-Counting Math



Name \_\_\_\_\_

Directions: Color the picture, cut the strips and mix them up. Rearrange them by counting by 2's. Glue them to the next page.


### Puzzle Maker



Name \_\_\_\_\_

Directions: Paste the numbers by 2 to this sheet.

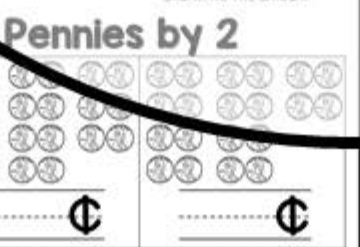
### Busy Bees



Name \_\_\_\_\_ Set 2

Directions: Count the pennies by 2 and write the amount.


### Counting Pennies by 2



Name \_\_\_\_\_ Set 1

Directions: Count the pennies by 2 and write the amount.

### Counting Pennies by 2




# Counting By 2's Activities

**Ladybugs Answer sheet**

Name \_\_\_\_\_

Directions: Match the letter from the card to the answer sheet. Count by 2's and write the number.

a		g	
b		h	
c		i	
d		j	
e		k	
f		l	



4, 6, 8, 10

22, 24, 26, \_\_\_\_\_

27 32 28



62, 64, 66












72, 74, 76, \_\_\_\_\_

2, 4, \_\_\_\_\_, 8

**Slip Cards Answer Sheet**

Name \_\_\_\_\_

Directions: Write the answers from the clip card next to the correct ocean animal.

2 a

10

6 g

60 h

118

38 n

90 o

**Bye Birdie Answer sheet**

Name \_\_\_\_\_

Directions: Match the letter from the card to the answer sheet. Write the number from the card in the birdhouse. Skip-count on by 2.

a	
---	--

**Bye Birdie Answer sheet**

Name \_\_\_\_\_

Directions: Match the letter from the card to the answer sheet. Write the number from the card in the birdhouse. Skip-count on by 2.


g	
h	
i	
j	
k	
l	

**Bye Birdie Answer sheet**

Name \_\_\_\_\_

Directions: Match the letter from the card to the answer sheet. Write the number from the card in the birdhouse. Skip-count on by 2.

m	
n	
o	
p	
q	
r	




**Bye Birdie Answer sheet**

Name \_\_\_\_\_

Directions: Match the letter from the card to the answer sheet. Write the number from the card in the birdhouse. Skip-count on by 2.

s	
t	
u	
v	
w	
x	



Name \_\_\_\_\_  
Directions: Count by 2's as you hike along the route. Match up the picture on the answer sheet and write the missing.

### Hike Along ANSWER SHEET

Name \_\_\_\_\_  
Directions: Count by 2's as you hike along the route. Match up the picture on the answer sheet and write the missing.

### Hike Along ANSWER SHEET

Set 1

A path starts at a yellow arrow pointing to the number 2. The path winds through a forest with various icons: a tree, a cabin, a bear, a squirrel, a bird, and a mountain. Numbers are placed along the path: 2, 4, 6, 8, 10, 12, 14, 16, 18, 20, 22, 24, 26, 28, 30, 32, 34, 36, 38, 40, 42.

Set 2

A path starts at a yellow arrow pointing to the number 2. The path winds through a forest with various icons: a tree, a cabin, a bear, a squirrel, a bird, and a mountain. Numbers are placed along the path: 2, 4, 6, 8, 10, 12, 14, 16, 18, 20, 22, 24, 26, 28, 30, 32, 34, 36, 38, 40, 42, 44, 46, 48, 50, 52, 54, 56, 58, 60, 62, 64, 66, 68, 70, 72, 74, 76, 78, 80.

# Counting By 2's Activities

A collection of activity cards for counting by 2's. Each card has a green background with a white number and a pink circle with a grey dot. The numbers are arranged in a grid:

68	66	80	78	92	88	96	100
62	60	74	72	86	90	94	100
4	14	26	30	34	50	48	46

# Counting by 5's!



Name \_\_\_\_\_

Count the tally marks by 5, write the number.

### Counting Tallies

			_____
			_____

Name \_\_\_\_\_ Set 1

Directions: Skip count by 5's and write the missing numbers.

### Skip-counting by 5!

5 15

30

Name \_\_\_\_\_

Directions: Count the tally marks, cut and paste the correct number in the star.

### Star Tally Marks


- 1
- 2
- 3
- 4
- 5
- 6
- 7

Name \_\_\_\_\_

Directions: Write the missing minutes on the clock.

### Missing Minutes

50		10
		20

Stack of math cards:

- Card 1: I, II, III, IV
- Card 2: a, b, c
- Card 3:  $\_\_ , 10, 15, 20$ ,  $5, 10, 15, \_\_$ ,  $5, 10, \_\_ , 20$
- Card 4:  $15\text{¢}$ ,  $5\text{¢}$ ,  $30\text{¢}$
- Card 5:  $50\text{¢}$ ,  $25\text{¢}$ ,  $45\text{¢}$



# Counting By 5's Activities

Counting by 5's activity cards with tally marks and illustrations of children.

Card 1: Tally marks (1 group of 5), letter 'a', illustration of a boy.

Card 2: Tally marks (2 groups of 5), letter 'g', illustration of a boy.

Card 3: Tally marks (3 groups of 5), letter 'h', illustration of a girl.

Card 4: Tally marks (4 groups of 5), letter 'd', illustration of a girl.

**Tally Center Answer sheet**

Name: \_\_\_\_\_

Directions: Count the tallies on the tally card. Write the number by the matching letter.

a	g
b	h
c	i
d	j
e	k
f	l

Illustration of a boy holding a sign with numbers 1, 2, 3.

Time by the Minute activity cards with colorful alarm clocks.

Card 1: Pink alarm clock, letter 'a'.

Card 2: Orange alarm clock, letter 'b'.

Card 3: Yellow alarm clock, letter 'c'.

Card 4: Purple alarm clock, letter 'f'.

Card 5: Green alarm clock, letter 'j'.

Card 6: Orange alarm clock, letter 'i'.

Card 7: Yellow alarm clock, letter 'i'.

Clip Cards Answer sheet with animal illustrations and counting problems.

Problem 1: Squirrel, 10, 15, 20. Options: 25, 5, 10.

Problem 2: Frog, 5, 10, 15, \_\_\_\_.

Problem 3: Owl, 5, 10, \_\_\_\_, 20.

Problem 4: Horse, 35, 40, 45.

Problem 5: Dog, 40, 45, 50, \_\_\_\_.

Problem 6: Rabbit, 25, 30, \_\_\_\_, 40.

Options for problems 4-6: 25, 20, 30, 55, 40, 50, 45, 15, 35.

**Time by the Minute Answer sheet**

Name: \_\_\_\_\_

Directions: Match the letter from the card to the answer sheet, look at the clock, and write the minutes.

a	12:	g	12:
b	12:	h	12:
c	12:	i	12:
d	12:	j	12:
e	12:	k	12:
f	12:	l	12:

Illustration of a girl.

**Clip Cards Answer sheet**

Name: \_\_\_\_\_

Counting by 5's activity grid with animal illustrations.

Options: 5, 10, 15, 20, \_\_\_\_, 15, 35.

Piggy's Bank activity cards with piggy banks and dollar amounts.

Card 1: 50¢

Card 2: 25¢

Card 3: 40¢

Card 4: 10¢

Card 5: 40¢

Card 6: 35¢

Card 7: 0¢

Card 8: 55¢

**Piggy's Bank Answer sheet**

Name: \_\_\_\_\_

Directions: This piggy bank is counting out the correct number of nickels. Match the coin to the answer sheet. Write the amount and number of nickels needed.

	amount	# of nickels
a	¢	
b	¢	
c	¢	
d	¢	
e	¢	
f	¢	

Large colorful hand cutouts with numbers.

Hand 1: Pink, number 35.

Hand 2: Blue, number 10.

Hand 3: Yellow, number 45.

Hand 4: Green, number 50.

# COUNTING BY 10'S

## dimes, skip-counting, sequencing

Name \_\_\_\_\_

There are 10 kids on every bus.  
Count by 10 and trace the number.

### Counting Kids

Name \_\_\_\_\_ Set 2

Directions: Skip count by 10's and write the missing numbers.

### Skip-counting by 10!

Name \_\_\_\_\_

Directions: Count the pencils by 10. Cut and paste the correct number on the piece of paper.

### Pencil Cups

Name \_\_\_\_\_ Set 2

Directions: Count by 10's and write the missing numbers.

### Count by 10's to 120!

Name \_\_\_\_\_ Set 1

Directions: Count by 10's, starting over if you get to 100. Go until you reach the end of the maze.

### Count by 10's Maze

	10	20	30	40	90	10	30	20	50
20	100	80	100	50	60	70	80	90	100
35	30	70	70	30	10	40	30	20	10
40	20	90	80	70	60	50	65	50	70
90	40	100	10	20	25	100	90	50	20
60	75	30	55	30	40	50	60	70	



Name \_\_\_\_\_ Set 1

Directions: Write an addition equation to represent the stacked books and write the sum. See the example.

### Skip-Counting Math

Name \_\_\_\_\_ Set 1

Directions: Count the dimes by 10 and write the amount.

### Counting Dimes

Name \_\_\_\_\_

Directions: Color the picture below, then cut out the strips and mix them up. Rearrange them by counting by 10. Glue them to the gray box.

### Puzzle Maker

Name \_\_\_\_\_

Directions: Match the letter from the card to the answer sheet. Write the number from the card in the tulip. Skip-count on by 10.

### Tulip Tens Answer sheet

Name \_\_\_\_\_

Directions: Count by 10's (starting over at 100) and show butterfly flies on the path. Match up the pictures on the answer sheet and write the missing number.

### Chasing Butterflies Answer sheet



# Counting By 10's Printables

This image displays a collection of various educational printables for counting by 10's, arranged in a collage. A large black circle is overlaid on the center, containing the main title. The printables include:

- My 10's chart:** A grid for counting from 1 to 10, with instructions to count by 10's and highlight.
- Counting Kids:** Worksheets with bus illustrations and instructions to count by 10 and trace or write the number.
- Counting Crayons:** Worksheets with crayon illustrations and instructions to count by 10 and write the number.
- Skip-counting by 10!**: Worksheets with instructions to skip count by 10's and write missing numbers.
- Count the Daisies:**: Worksheets with daisy illustrations and instructions to count by 10's and dab the correct amount.
- Pencil Cups:**: Worksheets with pencil cup illustrations and instructions to count by 10 and cut/paste the correct number.
- Count by 10's to 100!**: Worksheets with instructions to count by 10's and write missing numbers.
- Count by 10's to 120!**: Worksheets with instructions to count by 10's and write missing numbers.
- Count by 10's Maze:**: Worksheets with maze paths and numbers to count by 10's.
- Bubble Gum by 10:**: Worksheets with bubble gum illustrations and instructions to count by 10's and write missing numbers.
- Skip-Counting Stacks:**: Worksheets with stack illustrations and instructions to skip count by 10's and write the amount.
- Skip-Counting Math:**: Worksheets with instructions to write an addition equation for stacked books.

Name \_\_\_\_\_

### Counting Kites

Directions: Cut out the numbers. Count by 10's, starting over when you get to 100.

30 10 70 20 100

Name \_\_\_\_\_

### Counting Kites

Directions: Paste the numbers by 10 to this sheet.

Start here

Name \_\_\_\_\_

### Counting Dimes

Directions: Count the dimes by 10 and write the amount.

Name \_\_\_\_\_

### Puzzle Maker

Directions: Color the picture below, then cut out the strips and mix them up. Rearrange them by counting by 10. Glue them in the gray box.

50 100

Name \_\_\_\_\_

### Apples Answer sheet

Directions: Match the letter on the card to the answer sheet. Count the apple baskets by 10 and write the number.

a f

Name \_\_\_\_\_

### Counting Dimes

Directions: Count the dimes by 10 and write the amount.

Name \_\_\_\_\_

### Puzzle Maker

Directions: Color the picture below, then cut out the strips and mix them up. Rearrange them by counting by 10. Glue them in the gray box.

Name \_\_\_\_\_

### Apples Answer sheet

Directions: Match the letter on the card to the answer sheet. Count the apple baskets by 10 and write the number.

a b f

Name \_\_\_\_\_

### Apples Answer sheet

Directions: Match the letter on the card to the answer sheet. Count the apple baskets by 10 and write the number.

a b f g h i j

Name \_\_\_\_\_

### Tulip Tens Answer sheet

Directions: Match the letter from the card to the answer sheet. Write the number from the card in the Tulip. Skip count by 10.

Name \_\_\_\_\_

### Apples Answer sheet

Directions: Match the letter on the card to the answer sheet. Count the apple baskets by 10 and write the number.

Name \_\_\_\_\_

### Apples Answer sheet

Directions: Match the letter on the card to the answer sheet. Count the apple baskets by 10 and write the number.

Name \_\_\_\_\_

### Tulip Tens Answer sheet

Directions: Match the letter from the card to the answer sheet. Write the number from the card in the Tulip. Skip count by 10.

10 20

Name \_\_\_\_\_

### Apples Answer sheet

Directions: Match the letter on the card to the answer sheet. Count the apple baskets by 10 and write the number.

Name \_\_\_\_\_

### Apples Answer sheet

Directions: Match the letter on the card to the answer sheet. Count the apple baskets by 10 and write the number.

Name \_\_\_\_\_

### Tulip Tens Answer sheet

Directions: Match the letter from the card to the answer sheet. Write the number from the card in the Tulip. Skip count by 10.

30 10 50

Name \_\_\_\_\_

### Chasing Butterflies Answer sheet

Directions: Count by 10's and chase butterflies on the path. Match up the picture on the answer sheet and write the missing number.

60 70 90

Name \_\_\_\_\_

### Clip Cards Answer sheet

Directions: Write the answers from the clip card next to the correct critter.

Name \_\_\_\_\_

### Tulip Tens Answer sheet

Directions: Match the letter from the card to the answer sheet. Write the number from the card in the Tulip. Skip count by 10.

80 100 60

Name \_\_\_\_\_

### Chasing Butterflies Answer sheet

Directions: Count by 10's and chase butterflies on the path. Match up the picture on the answer sheet and write the missing number.

30 60, 70, 90 10, 20, 40

Name \_\_\_\_\_

### Clip Cards Answer sheet

Directions: Write the answers from the clip card next to the correct critter.

30, 40, 50 70, 80, 90, 40, 50, 70

Name \_\_\_\_\_

### Tulip Tens Answer sheet

Directions: Match the letter from the card to the answer sheet. Write the number from the card in the Tulip. Skip count by 10.

10 20 30 40

Name \_\_\_\_\_

### Chasing Butterflies Answer sheet

Directions: Count by 10's and chase butterflies on the path. Match up the picture on the answer sheet and write the missing number.

20 30 40 50 70 40 60 70 90 10 30 80 90

Name \_\_\_\_\_

### Clip Cards Answer sheet

Directions: Write the answers from the clip card next to the correct critter.

10 15 120, 130 160, 170, 110, 120, 140

Name \_\_\_\_\_

### Tulip Tens Answer sheet

Directions: Match the letter from the card to the answer sheet. Write the number from the card in the Tulip. Skip count by 10.

10 20 30 40 50

Name \_\_\_\_\_

### Chasing Butterflies Answer sheet

Directions: Count by 10's and chase butterflies on the path. Match up the picture on the answer sheet and write the missing number.

10 30 80 90

Name \_\_\_\_\_

### Clip Cards Answer sheet

Directions: Write the answers from the clip card next to the correct critter.

130, 140, 150 110, 120, 130, 150, 160,

# Counting By 10's Printables