


# Telling Time

## Extra Practice

Name \_\_\_\_\_ Set 1

### HIGHLIGHTING the hour

Highlight the hour given.



Highlight the 4 o'clock hour. Highlight \_\_\_\_\_

Name \_\_\_\_\_

### Crazy Clock

Cut and glue the correct hours over the incorrect ones.

10 4 9 8 6

Name \_\_\_\_\_ Set 2

### Lunch Hour

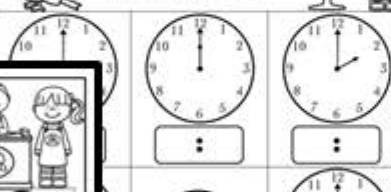
Cut and glue the correct time under the clock.

3:00

Name \_\_\_\_\_ Set 2

### Finest Hours

Write the time on the clock.



Name \_\_\_\_\_ Set 1

### Hour Flowers

Draw the time on the clock (Say the hour and half hour).

7:30 12:00

Name \_\_\_\_\_ Set 4

### The Space of Time

Look at the clock and color the correct time.

5:30 5:00 6:30 6:00

Name \_\_\_\_\_ Set 1

### In a Second

Look at the picture and decide if it takes seconds, minutes, or hours to complete the task. Highlight the answer.

seconds minutes hours

catch a ball

seconds minutes hours

Sleep all night

seconds minutes hours

Road Trip

Name \_\_\_\_\_ Set 2

### from Time to Time

Read the word problems and write the time.

Janet started reading at 6:30. She read for 30 minutes. What time did she finish?	Zone helped mom in the garden for an hour and a half. They started at 8:30. When did they stop?
<input type="text"/>	<input type="text"/>
Lizzy was at grandma's house for 3 and half hours. She got there at 2. What time did she leave?	The bakers baked bread for 8 hours. They started at 9:30. When did they finish baking?
<input type="text"/>	<input type="text"/>



Name \_\_\_\_\_ Set 1  
**HIGHLIGHTING the hour**  
Highlight



Name \_\_\_\_\_  
**Crazy Clock**  
Cut and glue the correct hours over the incorrect ones.

10 4 9



Name \_\_\_\_\_ Set 3  
**Missing Hours**  
Fill in the missing hours on the clock.



Name \_\_\_\_\_ Set 2  
**HIGHLIGHTING the hour**  
Highlight the hour given.

Highlight



Name \_\_\_\_\_ Set 1  
**Missing Hours**




Name \_\_\_\_\_ Set 1  
**SPINNING Hours**  
Spin the spinner, write the hour, and draw the hour hand on the clock.

1	2
3	4
5	6



Name \_\_\_\_\_ Set 1  
**Finding the Time**  
Look at the clock and highlight the correct time.




Name \_\_\_\_\_ Set 2  
**Missing Hours**  
Fill in the missing hours on the clock.




Name \_\_\_\_\_ Set 2  
**SPINNING Hours**  
Spin the spinner, write the hour, and draw the hour hand on the clock.

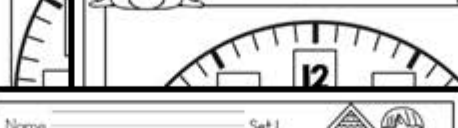
7	8
9	10
11	12



Name \_\_\_\_\_ Set 2  
**Finding the Time**



Name \_\_\_\_\_ Set 1  
**Finest Hours**  
Write the time on the clock.



Name \_\_\_\_\_ Set 1  
**Lunch Hour**  
Cut and glue the correct time under the clock.




Name \_\_\_\_\_ Set 3  
**Finding the Time**  
Look at the clock and highlight the correct time.



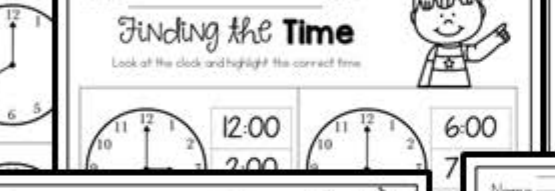
Name \_\_\_\_\_ Set 2  
**Finest Hours**  
Write the time on the clock.




Name \_\_\_\_\_ Set 2  
**Lunch Hour**  
Cut and glue the correct time under the clock.



Name \_\_\_\_\_ Set 4  
**Finding the Time**  
Look at the clock and highlight the correct time.



Name \_\_\_\_\_ Set 3  
**Finest Hours**  
Write the time on the clock.




Name \_\_\_\_\_ Set 1  
**Hours and Hours**  
Draw the hour hand on the clock.



Name \_\_\_\_\_ Set 1  
**The eleventh Hour**  
Read the time and draw the hour hand on the clock.



Name \_\_\_\_\_ Set 4  
**Finest Hours**  
Write the time on the clock.



Name \_\_\_\_\_ Set 2  
**Hours and Hours**  
Draw the hour hand on the clock.



Name \_\_\_\_\_ Set 2  
**The eleventh Hour**  
Read the time and draw the hour hand on the clock.



Name \_\_\_\_\_ Set 1  
**Half Hours**  
Draw the hour hand on the clock.



Name \_\_\_\_\_ Set 3  
**Hours and Hours**  
Draw the hour hand on the clock.



Name \_\_\_\_\_ Set 3  
**The eleventh Hour**  
Read the time and draw the hour hand on the clock.



Name \_\_\_\_\_ Set 2  
**Half Hours**  
Draw the hour hand on the clock.



Name \_\_\_\_\_ Set 4  
**Hours and Hours**  
Draw the hour hand on the clock.



Name \_\_\_\_\_ Set 4  
**The eleventh Hour**  
Read the time and draw the hour hand on the clock.



Name \_\_\_\_\_ Set 3  
**Half Hours**  
Draw the hour hand on the clock.




Name \_\_\_\_\_ Set 1  
**Hour Flowers**  
Draw the time on the clock (by the hour and half hour).



Name \_\_\_\_\_ Set 1  
**Hours and Half Hours**  
Draw the hour hand on the clock, write the missing minutes.



Name \_\_\_\_\_ Set 4  
**Hours**  
Draw the hour hand on the clock.




Name \_\_\_\_\_ Set 2  
**Hour Flowers**  
Draw the time on the clock (by the hour and half hour).



Name \_\_\_\_\_ Set 2  
**Hours and Half Hours**  
Draw the hour hand on the clock, write the missing minutes.



Name \_\_\_\_\_ Set 5  
**Half Hours**  
Draw the hour hand on the clock.



Name \_\_\_\_\_ Set 3  
**Hour Flowers**  
Draw the time on the clock (by the hour and half hour).

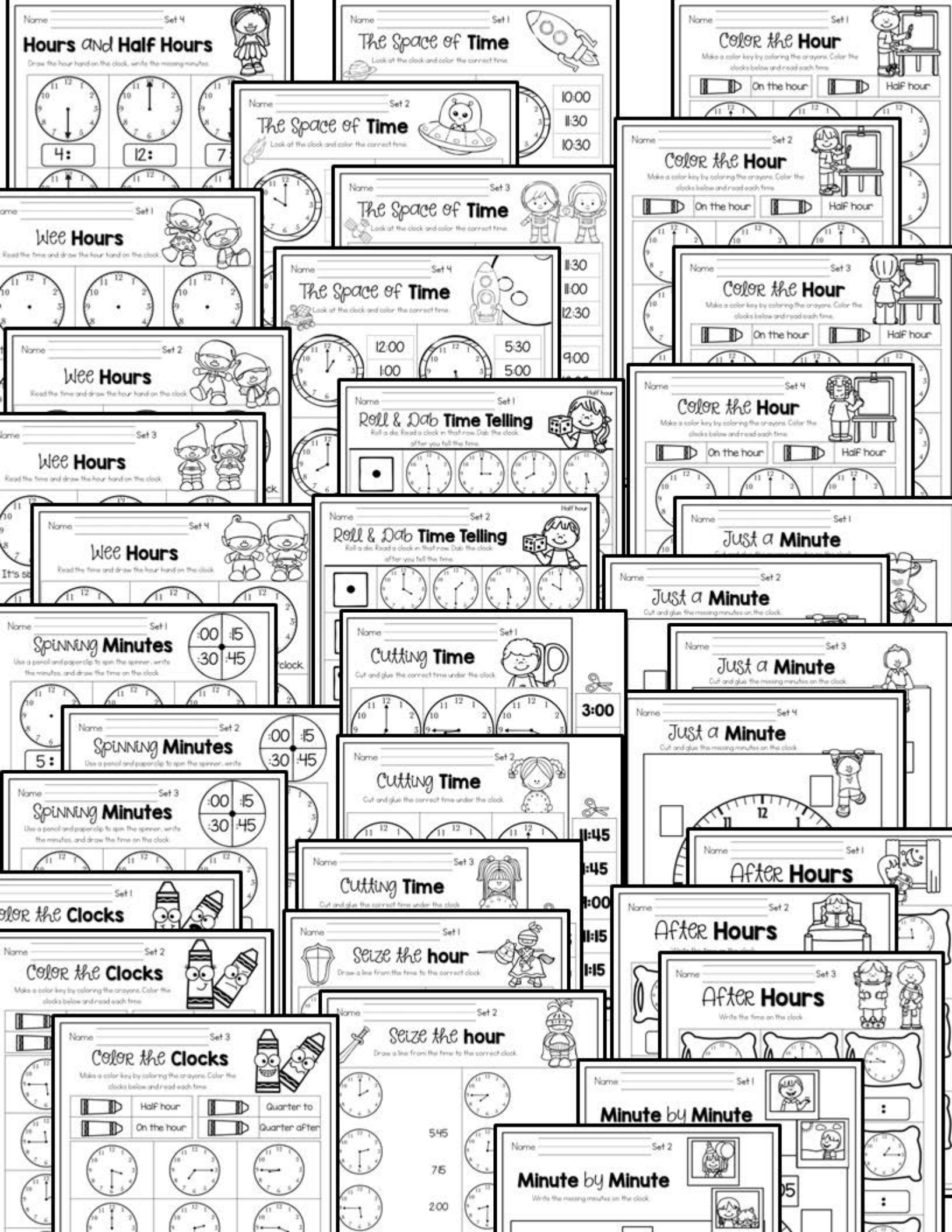


Name \_\_\_\_\_ Set 3  
**Hours and Half Hours**  
Draw the hour hand on the clock, write the missing minutes.



Name \_\_\_\_\_ Set 4  
**Hour Flowers**  
Draw the time on the clock (by the hour and half hour).





Name \_\_\_\_\_ Set 3

## Minute by Minute

Write the missing minutes on the clock.

Name \_\_\_\_\_ Set 1

## Just a Minute

Cut and glue the missing minutes on the clock.

Name \_\_\_\_\_ Set 1

## American Pastime

Spin the spinner, write the minutes, and draw the hands on the clock.

Name \_\_\_\_\_ Set 4

## Minute by Minute

Write the missing minutes on the clock.

Name \_\_\_\_\_ Set 2

## Just a Minute

Cut and glue the missing minutes on the clock.

Name \_\_\_\_\_ Set 2

## American Pastime

Spin the spinner, write the minutes, and draw the hands on the clock.

Name \_\_\_\_\_ Set 1

## Rush Hour

Cut and glue the correct time under the clock.

Name \_\_\_\_\_ Set 3

## Just a Minute

Cut and glue the missing minutes on the clock.

Name \_\_\_\_\_ Set 3

## American Pastime

Spin the spinner, write the minutes, and draw the hands on the clock.

Name \_\_\_\_\_ Set 2

## Rush Hour

Cut and glue the correct time under the clock.

Name \_\_\_\_\_ Set 1

## Tea Time

Draw the time on the clock.

Name \_\_\_\_\_ Set 1

## Bear puts in Time

Look at the clock and the time. If they are the same, color the happy bear. If they are not, color the unhappy bear.

Name \_\_\_\_\_ Set 3

## Rush Hour

Cut and glue the correct time under the clock.

Name \_\_\_\_\_ Set 2

## Tea Time

Draw the time on the clock.

Name \_\_\_\_\_ Set 2

## Bear puts in Time

Look at the clock and the time. If they are the same, color the happy bear. If they are not, color the unhappy bear.

Name \_\_\_\_\_ Set 1

## The Shining Hour

Look at the clock and do the correct time.

Name \_\_\_\_\_ Set 3

## Tea Time

Draw the time on the clock.

Name \_\_\_\_\_ Set 3

## Bear puts in Time

Look at the clock and the time. If they are the same, color the happy bear. If they are not, color the unhappy bear.

Name \_\_\_\_\_ Set 2

## The Shining Hour

Look at the clock and do the correct time.

Name \_\_\_\_\_ Set 1

## Once Upon a Time

Read the time and draw the time on the clock.

Name \_\_\_\_\_ Set 2

## Once Upon a Time

Read the time and draw the time on the clock.

Name \_\_\_\_\_ Set 3

## The Shining Hour

Look at the clock and do the correct time.

Name \_\_\_\_\_ Set 1

## Good Times

Read the time and write the time on the clock.

Name \_\_\_\_\_ Set 3

## Once Upon a Time

Read the time and draw the time on the clock.

Name \_\_\_\_\_ Set 1

## My Time

Read the prompt, write the time and draw the time on the clock.

I brush my teeth at \_\_\_\_\_ I wake up at \_\_\_\_\_

Name \_\_\_\_\_ Set 2

## Good Times

Read the time and write the time on the clock.

Name \_\_\_\_\_ Set 1

## In a Second

Look at the picture and decide if it takes seconds, minutes, or hours to complete the task. Highlight the answer.

Name \_\_\_\_\_ Set 1

## See You Later Alligator

Write the time for the first clock. Add the hour(s), write the time, and draw the hands on the second clock.

One hour later Three hours later

Five hours later Two hours later

Name \_\_\_\_\_ Set 3

## Good Times

Read the time and write the time on the clock.

Name \_\_\_\_\_ Set 2

## In a Second

Look at the picture and decide if it takes seconds, minutes, or hours to complete the task. Highlight the answer.

Name \_\_\_\_\_

## Stuff of Time

Read the question and write the correct number. Use the numbers at the bottom of the page to help you.

many days are in a week? \_\_\_\_\_

many days are in a year? \_\_\_\_\_

many seconds are in a minute? \_\_\_\_\_

many minutes are in a half hour? \_\_\_\_\_

Name \_\_\_\_\_ Set 3

## In a Second

Look at the picture and decide if it takes seconds, minutes, or hours to complete the task. Highlight the answer.

Make Pancakes \_\_\_\_\_ Dive in \_\_\_\_\_

Name \_\_\_\_\_ Set 2  
**See You Later Alligator**  
 Write the time for the first clock. Add the hour(s), write the time, and draw the hands on the second clock.



Name \_\_\_\_\_ Set 1  
**Minutes Later**  
 Write the time for the first clock. Add the correct time, write the time, and draw the hands on the second clock.



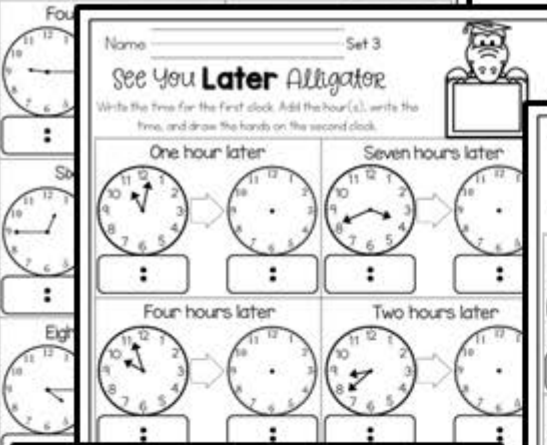
Name \_\_\_\_\_ Set 1  
**Before Your Time**  
 Write the time for the first clock. Subtract the correct time, write the time, and draw the hands on the second clock.



Name \_\_\_\_\_ Set 3  
**See You Later Alligator**  
 Write the time for the first clock. Add the hour(s), write the time, and draw the hands on the second clock.


One hour later      Seven hours later

Four hours later      Two hours later




Name \_\_\_\_\_ Set 2  
**Minutes Later**  
 Write the time for the first clock. Add the correct time, write the time, and draw the hands on the second clock.

5 minutes later      10 minutes later



Name \_\_\_\_\_ Set 2  
**Before Your Time**  
 Write the time for the first clock. Subtract the correct time, write the time, and draw the hands on the second clock.

Half hour before      Quarter hour before



Name \_\_\_\_\_ Set 1  
**The gift of Time**  
 Read the word problems and write how much time passed in the gift.


Carlos went to a play. It started at 5:30. It ended at 7:30. How long was the play?

The Bulldog's Football practice starts at 4 and ends at 7. How long is practice?




Name \_\_\_\_\_ Set 3  
**Minutes Later**  
 Write the time for the first clock. Add the correct time, write the time, and draw the hands on the second clock.

5 minutes later      10 minutes later



Name \_\_\_\_\_ Set 3  
**Before Your Time**  
 Write the time for the first clock. Subtract the correct time, write the time, and draw the hands on the second clock.

Half hour before      Quarter hour before



Name \_\_\_\_\_ Set 2  
**The gift of Time**  
 Read the word problems and write how much time passed in the gift.

It normally takes Gina 45 minutes to drive to the city. This time, it took her an extra 10 minutes. How long did it take in all?

It took Timmy 20 minutes to get ready for bed. It took him an extra 20 minutes to read his bedtime story. How long did it take in all?

It took the boys 7 minutes to run down the hill and 12 minutes to run back up. How long did it take to do both?

Sri drew a picture for 35 minutes. Then colored it for 20 minutes. How long did the picture take to finish?


Dan spent 40 minutes cooking sauce and 10 minutes cooking pasta. How long did it take to cook dinner?

Ray baked at the rate for 8



Name \_\_\_\_\_ Set 2  
**Minutes Behind**  
 Write the time for the first clock. Subtract the correct time, write the time, and draw the hands on the second clock.


half hour before      quarter hour before



Name \_\_\_\_\_ Set 1  
**from Time to Time**  
 Read the word problems and write the time.


Sam started working on a project at 4:00. It took him 3 hours. What time did he finish?

Dad leaves for work at 7:30. Today, he left an hour early. What time did dad leave?



Name \_\_\_\_\_ Set 3  
**Minutes Behind**  
 Write the time for the first clock. Subtract the correct time, write the time, and draw the hands on the second clock.


half hour before      quarter hour before



Name \_\_\_\_\_ Set 2  
**from Time to Time**  
 Read the word problems and write the time.

Janet started reading at 6:30. She read for 30 minutes. What time did she finish?

Zane helped mom in the garden for an hour and a half. They started at 8:30. What time did they stop?



Name \_\_\_\_\_ Set 3  
**from Time to Time**  
 Read the word problems and write the time.



## Table of Contents

Page	Title	Description
7-8	Highlighting the Hour	Highlight the section of the clock that shows the hour.
9	String Clock	Cut and glue the correct hour on top the second clock.
10-11	Making Hours	Write in the missing hour on the clock.
12-13	Spinning Hours	Spin the hour, write it on the digital clock, draw the hour hand on the clock.
14-15	Lunch Hour	Cut and glue the correct time under the clock.
17-20	Feeding the Cow	Read the time on the clock and highlight the correct time (by the hour).
21-24	Travel Hours	Read the time on the analog clock and write the digital time (by the hour).
25-28	Meal and Hours	Read the time on the digital clock and draw the hour hand on the clock.
29-32	The Dinosaur Hour	Read the time words and draw the hour hand on the clock.
33-37	Half Hours	Look at the time on digital clock (in half hours) and draw the hour hand.
38-41	Hour Drawing	Look at the time and draw the hands on the clock (by the hour and half hour).
42-45	Hour and Half Hours	Draw the hour hand on the clock and write the missing number.
46-49	The Space of Time	Look at the analog clock and highlight the correct digital time.
50-53	Color the Hour	Color the clock that says an hour or half hour.
54-57	Time Hours	Read the time on the clock and draw the hands on the clock (hour and half hour).
58-59	Bill & Bob Time Talking	Bill asks, read, write in that time, and draw on the clock.
60-63	Just Minutes	Cut and glue the minutes on the clock.
64-67	Spinning Minutes	Spin the minute on the clock, write it and draw the hands on the clock (by quarter hour).
68-71	Cutting Time	Cut and glue the correct time under the clock (by quarter hour).
72-75	Draw the Hour	Draw a line from the digital time to correct analog clock (by quarter hour).
76-79	After Hours	Read the clock and write the time (by quarter hour).
80-83	Color the Clocks	Make a color key and color clocks by hour, half hour, quarter hour, and after the hour.
84-87	Match by Minute	Write the missing minutes on the clock.

## Table of Contents

Page	Title	Description
88-91	Just a Minute	Cut and glue the missing minutes on the clock.
92-95	News on Pasture	Spin the minute, write them on the clock, draw the hands on the clock.
96-99	Roll Time	Cut and glue the correct time under the clock.
100-103	Two Time	Look at the time and draw the hands on the clock (in the minute).
104-107	Two Pats in Time	Look at the clock and the time, if this matches, color the happy face, if not color the sad face.
108-111	The Missing Hour	Look at the clock and highlight the correct time (in the minute).
112-115	Once Upon a Time	Read the time words and draw the hands on the clock (in the minute).
116-119	Read Time	Read the time words and write the time (by the minute).
120-123	Go to School	Look at the ability and decide whether it takes seconds, minutes, or hours.
124-127	My Time	Write the time, put your face on the activity, and draw the hands on the clock.
128-131	Shift of Time	Answer the time questions.
132-135	See you later Alligator	Write the time from the first clock, add the hour(s), write the time on the second clock and draw the hands on the clock.
136-139	Before Your Time	Write the time from the first clock, subtract the hour(s), write the time on the second clock and draw the hands on the clock.
140-143	Minutes Later	Write the time from the first clock, add the minutes(s), write the time on the second clock and draw the hands on the clock.
144-147	Minutes Behind	Write the time from the first clock, subtract the minutes(s), write the time on the second clock and draw the hands on the clock (by quarter hour).
148-151	From Time to Time	Read the word problems and write the time.
152-155	The Gift of Time	Read the word problems and write how much time passed.

ed bread  
 y started  
 did they  
 ing?  
 took a 5-  
 train ride.  
 When did  
 we?