

Cut & Glue










TELLING TIME

No prep printables


Name _____

Telling Time

Cut and glue the correct time under the clock.

5:00
10:30
9:30
10:00
11:30
1:00
3:30
8:30
2:00



CUT & GLUE TELLING TIME

About this packet:

This resource contains cut and paste printables to practice telling time concepts. Students will practice matching analog clocks to digital time on the hour, on the half hour, and mixed hour and half-hour.

To Prepare:

To prepare, just print! Include scissors and glue and coloring materials if you wish. These can be used as centers, in homeschool, homework, morning work, review or for fast finishers.

Instructions:

Each page contains specific instructions. Cut out the dotted strip of times on the side of each page. Glue to the corresponding analog clock.

Included:

Page 4-9: Telling time by the hour

Page 10-15: Telling time by the half hour

Page 16-29: Telling time by the hour and half hour



Telling Time Cut & Paste










This image is a collage of multiple 'Telling Time' worksheets. Each worksheet includes a 'Name' field, a 'Cut and glue the correct time under the clock' instruction, a clock face, and a list of times to be pasted. The times listed on the worksheets include: 5:00, 10:00, 7:00, 4:00, 9:00, 2:30, 11:30, 9:30, 4:30, 12:00, 12:30, 9:00, 4:00, 10:30, 7:00, 12:30, 9:00, 6:00, 8:30, 8:00, 4:00, 7:30, 6:30, 7:00, 12:30, 4:00, 8:00, 11:30, 6:30, 9:30, 7:00, 1:00, and 5:00. The worksheets are arranged in a grid-like pattern, with some overlapping. A large black circle is drawn over the center of the collage, framing the main title.

Name _____

Telling Time



Cut and glue the correct time under the clock.

Telling Time Cut & Paste

11:00

8:00

12:00

10:00

4:00

7:00

1:00

9:00

2:00

Name _____

Telling Time



Cut and glue the correct time under the clock.

Telling Time Cut & Paste

2:30

7:30

11:30

3:30

5:30

4:30

1:30

12:30

5:30

Name _____

Telling Time



Cut and glue the correct time under the clock.

Telling Time Cut & Paste

2:00

6:30

4:00

9:00

1:30

10:30

12:30

3:00

11:00