

# Winter Printables 1st Grade

## PLACE VALUE

Write how many tens and ones are in each set. Then write the number.

## Penguin Twenty Frames

Fill in the twenty frames for each number.

## Winter Graphing

Count each item and record it on the graph.

## Winter Counting by 5's

Count by 5's and write the numbers in the squares.

## True/False Mittens

Color the true mittens.

## Winter Fact Families

## Winter Fact Families

Add and subtract using the three numbers.

## SLEDDING INTO Addition

## SLEDDING INTO Subtraction

Solve the equations.

## Tally Marks in the snow

Cut out the mittens and glue them to their match.

## Time for Winter Fun

Draw the time on the clocks.

## Snowman Greater or Less

Write a greater than or less than sign.

## 10 more, 10 less

Write 10 more and 10 less than the given number.

## Dice Roll and Dab

Roll two dice, add the numbers together and dab the sum.

## Snowman Fractions

Color one part of each whole. Finish with the fractions.

One Half

One third

## Skating Backward

From 50

Count backward from the given number.

## Skating Backward

From 100

## Skating Backward

From 90

## Skating Backward

From 120

Count backward from the given number.

108	103	94	109	120	99
107		92	108	119	97
	100				
	99		105		
103		89			94
				114	

## Skating Through

Number Words

Write the number word for each given number.

## COLOR the Capitals

Color the letters that need a capital. Then, rewrite the passage below.

december 17, 2015  
today I went outside. i played in the snow. my friend tom came to play. we built a snowman. we named him jack. i love the snow.

## Missing Addend

Cocoa Cups

Write the correct addend in the cocoa cup.

$5 + 5 = 10$

$2 + 2 = 4$

## Commutative Mittens

Cut out the mittens and glue them to their match.

## snowflake Time

but the half hour

## Snowflake Time

but the hour

Cut and paste the correct time under the clock.

## Sort the Nouns

Singular or plural

Cut

## Sort the Nouns

Common or proper

Cut, sort, and glue the nouns.





# Winter Printables 1st Grade

Name \_\_\_\_\_

## WINTER Blends

Choose the correct blend and finish the word.

sl \_\_\_\_\_  
gl \_\_\_\_\_



Name \_\_\_\_\_

## Read about Sam in the Snow

Read \_\_\_\_\_

Name \_\_\_\_\_

## Read about Sara likes to Skate

Read the sentences. Cut and paste the picture that matches.

Sara likes to skate. She skates around the pond. She twirls and twirls and does not fall down.



Name \_\_\_\_\_

## RHYMING Cocoa Cups

Color the cocoa cups that rhyme.



Name \_\_\_\_\_

## WINTER ABC Order









Cut and paste the words in ABC order.



Name \_\_\_\_\_

## WINTER WORDS

Highlight the correct word for each picture.

 parka	 park
 sake	 cocoa
 snow	 snow
 snow	 snow

Name \_\_\_\_\_

## Months of the Year set 1



Name \_\_\_\_\_

## Months of the Year set 2

Write the months and abbreviations.

\_\_\_\_\_ Jul \_\_\_\_\_  
\_\_\_\_\_ Aug \_\_\_\_\_



Name \_\_\_\_\_

## WINTER ABC Order

Cut and paste the words in ABC order.

ABCDE \_\_\_\_\_



Name \_\_\_\_\_

## Positional Words

Draw.

A snowflake above the snowman.  
A snowflake beside the girl.  
A snowflake behind the boy.  
\_\_\_\_\_ between the snowman and the girl.  
\_\_\_\_\_ on top of the snowman.



Name \_\_\_\_\_

## Verbs or Nouns

Cut and paste the words in the correct rink.

Verbs	Nouns
-------	-------



Name \_\_\_\_\_

## WINTER ABC Order

Cut and paste the words in ABC order.

ABCDEF GHIJKL MNOPQRST UVWXYZ

fish \_\_\_\_\_  
green \_\_\_\_\_

Name \_\_\_\_\_

## SNOWY L Blends

Color in each crayon a different color. Read and color each word. Snowflakes are the same color.

clow \_\_\_\_\_  
fox \_\_\_\_\_  
pan \_\_\_\_\_  
dog \_\_\_\_\_



Name \_\_\_\_\_

## SNOWY Compound Words

Cut and paste the pictures to make the compound word. Then, write the word.

\_\_\_\_\_ = \_\_\_\_\_  
\_\_\_\_\_ = \_\_\_\_\_



Name \_\_\_\_\_

## HEARING PLURALS

Add an -s or -es to each word to make it plural. Most nouns need an -s. If the noun ends in s, z, add an -es.

dish \_\_\_\_\_  
dog \_\_\_\_\_  
pan \_\_\_\_\_  
fox \_\_\_\_\_



Name \_\_\_\_\_

## SNOWY R Blends

Color in each crayon a different color. Read and color each word. Snowflakes are the same color.

arob \_\_\_\_\_  
gray \_\_\_\_\_  
fry \_\_\_\_\_



Name \_\_\_\_\_

## SNOWY Compound Words

Cut and paste the pictures to make the compound word. Then, write the word.

\_\_\_\_\_ = \_\_\_\_\_  
\_\_\_\_\_ = \_\_\_\_\_

ball = football  
fish = \_\_\_\_\_



Name \_\_\_\_\_

## SCARF Contractions

Color the contractions.

I will \_\_\_\_\_  
could not \_\_\_\_\_



Name \_\_\_\_\_

## I Can Write WINTER Sentences

Write a sentence about the picture.

 The penguin \_\_\_\_\_


Name \_\_\_\_\_

## SPIN, READ AND WRITE Sight Words

Use a paperclip and pencil to spin the spinner, then write the words in the column.

A	B	C	D
---	---	---	---

\_\_\_\_\_



Name \_\_\_\_\_

## SCARF Contractions

Cut and glue the contraction to match and write it.


I will \_\_\_\_\_  
could not \_\_\_\_\_





Name \_\_\_\_\_

## I Can Write WINTER Sentences

Write a sentence about the picture.

 Polar bear \_\_\_\_\_

 Snow \_\_\_\_\_

 To ski \_\_\_\_\_

Name \_\_\_\_\_

## SPIN, READ AND WRITE Sight Words

Use a paperclip and pencil to spin the spinner, then write the words in the column.

A	B	C	D
---	---	---	---

every open take walk  
think fly over have  
his good from jump  
thank how live him



Name \_\_\_\_\_

## SCARF Contractions

Cut and glue the contraction to match and write it.

I am \_\_\_\_\_ he is \_\_\_\_\_ did not \_\_\_\_\_ are not \_\_\_\_\_  
could not \_\_\_\_\_

is not \_\_\_\_\_ do not \_\_\_\_\_ can not \_\_\_\_\_ will not \_\_\_\_\_

there's \_\_\_\_\_ didn't \_\_\_\_\_

